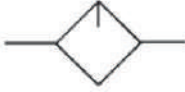


Symbol



Ordersymbol

AL 30 - 03B - A

1 2 3 4 5

- Option/Semi-standard: Select one each for **a** to **d**.
- Option/Semi-standard symbol: When more than one specification is required, indicate in alphanumeric order.
Example) AF30-03RW-A



		Symbol	Description	1							
				Body size							
				10	20	30	40	50	60		
2	Pipethread type	Nil	Metric thread (M5)	●	—	—	—	—	—		
			Rc	—	●	●	●	●	●		
		N	NPT	—	●	●	●	●	●		
		F	G	—	●	●	●	●	●		
+											
3	Port size	M5	M5 x 0.8	●	—	—	—	—	—		
		01	1/8	—	●	—	—	—	—		
		02	1/4	—	●	●	●	—	—		
		03	3/8	—	—	●	●	—	—		
		04	1/2	—	—	—	●	—	—		
		06	3/4	—	—	—	●	●	—		
		10	1	—	—	—	—	●	●		
+											
4	Option (Mounting)	Nil	Without mounting option	●	●	●	●	●	●		
		B ^{Note 1)}	With bracket	—	●	●	●	●	●		
+											
5	Semi-standard	a	Bowl	Nil	Polycarbonate bowl	●	●	●	●	●	●
				2	Metal bowl	●	●	●	●	●	●
				8	Metal bowl with level gauge	—	—	●	●	●	●
				C	With bowl guard	—	●	___Note 2)	___Note 2)	___Note 2)	___Note 2)
		+									
		b	Lubricant exhaust port	Nil	Without drain cock	●	●	●	●	●	●
				3	With drain cock	●	●	●	●	●	●
				3W ^{Note 3)}	Drain cock with barb fitting	—	—	●	●	●	●
		+									
		c	Flow directnon	Nil	Flow direction: Left to right						
				R	Flow direction: Right to left						

Note 1) Option is not assembled and supplied loose at the time of shipment.

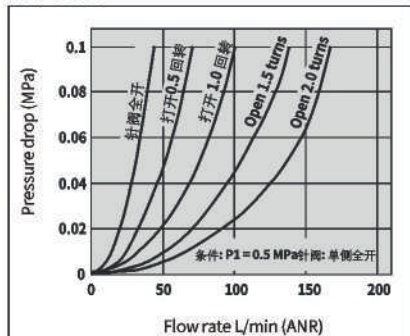
Note 2) A bowl guard is provided as standard equipment (polycarbonate).

Note 3) The combination of metal bowl: 2 and 8 is not available.

Flow Rate Characteristics (Representative values)

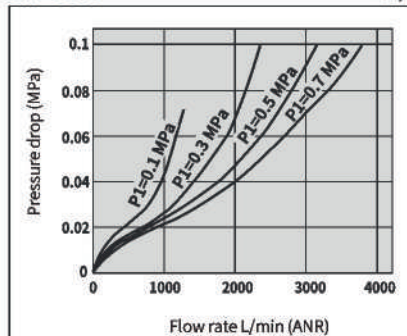
AL10-A

M5



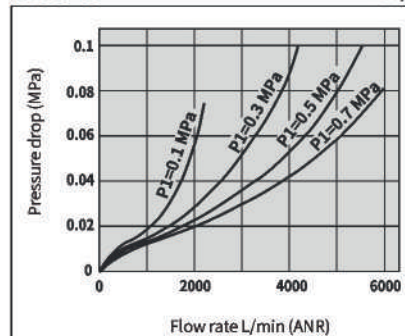
AL20-A

Rc1/4



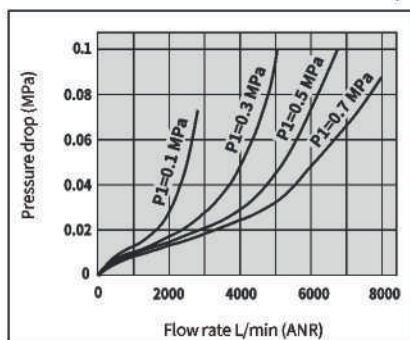
AL30-A

Rc3/8



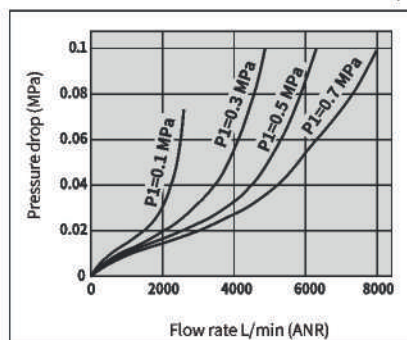
AL40-A

Rc1/2



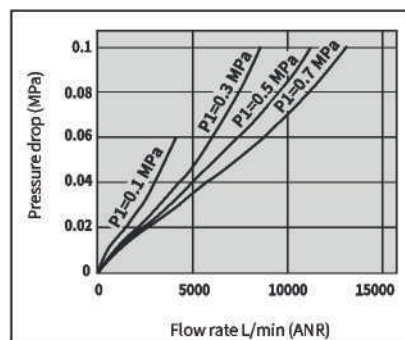
AL45-A

Rc3/4



AL50-A

Rc1



AL60-A

Rc1

